
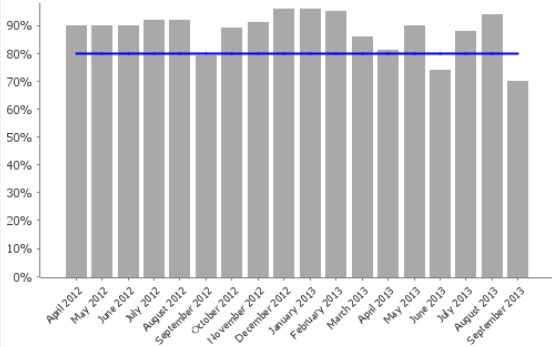


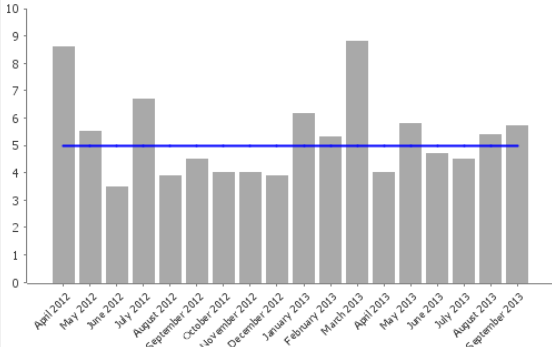


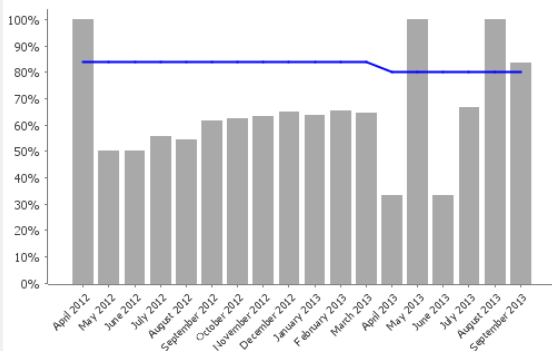


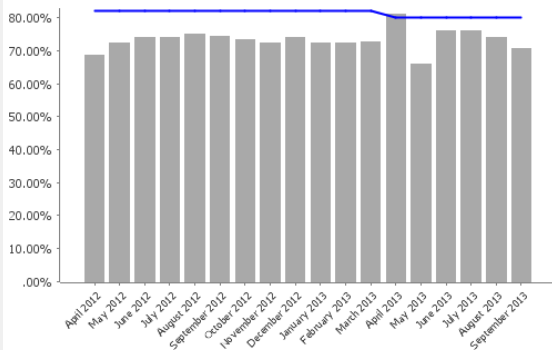




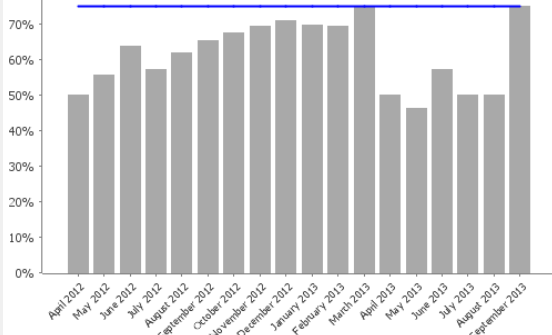

Scrutiny Committee – Performance Data (Data for September 2013)

Code	Short Name	Current Months Value	Current Months Target	Current Months Status	Performance Chart	Cumulative (Year to Date) Performance			Officer Commentary
						2013/14			
						Value	Target	Status	
LPI BC 002	Percentage of full plans checked within 10 working days	70%	80%			82.83%	80%		<p>The reduction in performance for the month of September was due to staff annual leave and the reduction of one post with the resignation of a surveyor, reducing resource by 20%. Across the year to date we continue to meet the performance target of 80% of plans checked in 10 working days.</p> <p>The National standard for plan checking performance is measured against 15 days, for which we are achieving 94%.</p>
LPI Clean 002	Average number of days taken to remove fly tips which the District Council has responsibility to clear	5.7	5			5	5		<p>75 fly tips across Sevenoaks District were reported to the Council during September. The Council is required to investigate each report to determine who is responsible for clearing the fly tip.</p> <p>During September the Council were required to remove 28 of the 75 cases reported (37%).</p> <p>As a result of the work load the target to clear all fly tips within 5 days was missed by less than a day across the month.</p>

Scrutiny Committee – Performance Data (Data for September 2013)

Code	Short Name	Current Months Value	Current Months Target	Current Months Status	Performance Chart	Cumulative (Year to Date) Performance			Officer Commentary
						2013/14			
						Value	Target	Status	
LPI DC 007a	Processing of planning applications: Major applications in 13 weeks	83.33%	80.00%			66.67%	80.00%		<p>Performance has improved during the year and in both August and September exceeded the target figure. Recognising the more complex issues with larger schemes we are now using extension of time agreements where applicants are willing to agree a longer period for determination within an agreed timetable for making a decision. In September only one Major application was determined out of time without an agreement which was the Knole Park Golf Club application which overran by one week due to a consultation issue.</p>
LPI DC 007b	Processing of planning applications: Minor applications in 8 weeks	70.59%	80.00%			73.23%	80.00%		<p>Performance just fell into the “red zone” in September but the average performance for the year is at a higher level. The figures in September were influenced by a larger than average number of committee items which are difficult to determine within an eight week period because of the lead in time for meetings and also by the clearance of some older applications. Performance was still above the national average for Minors which is 68% processed within 8 weeks. October figures to date are much better at over 80% processed in target time.</p>

Scrutiny Committee – Performance Data (Data for September 2013)

Code	Short Name	Current Months Value	Current Months Target	Current Months Status	Performance Chart	Cumulative (Year to Date) Performance			Officer Commentary
						2013/14			
						Value	Target	Status	
LPI DC 009	Percentage of appeals against planning application refusal dismissed	75%	75%			54.55%	75%		<p>Cumulative performance for the year to date is affected by the disappointing figures between April and August. Results in September are in line with our target with six out of eight decisions dismissed. One appeal allowed was a Committee overturn.</p>